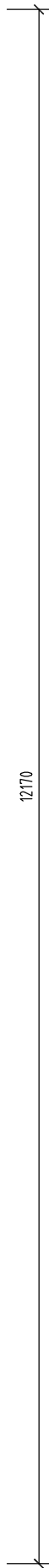



POHL'AD ZHORA M 1:50

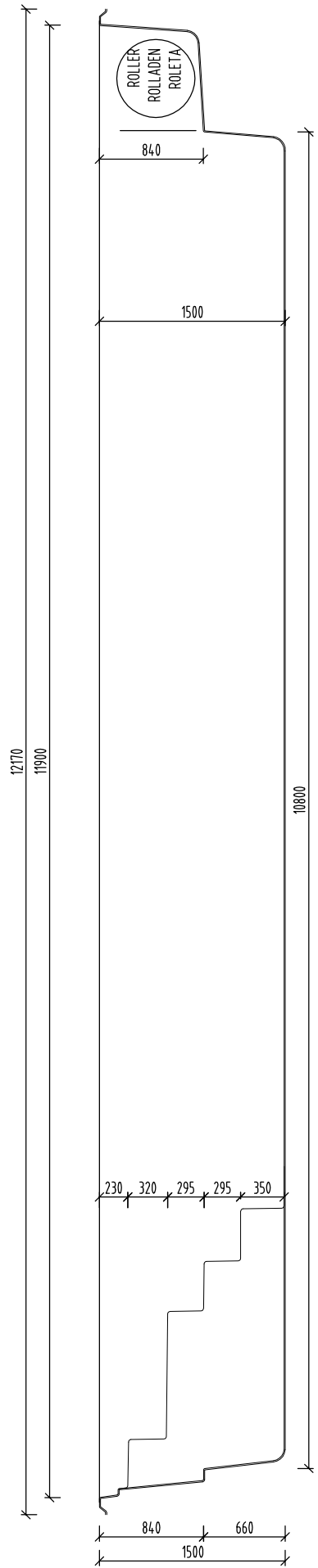
TOP ELEVATION
OBERANSICHT



REZ 1 - 1
SECTION
SCHNITT

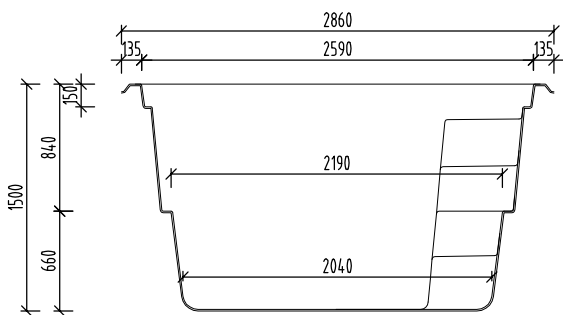
REZ 2 - 2 M 1:50

LONGITUDINAL SECTION
QUERSCHNITT



REZ 1 - 1 M 1:50

CROSS SECTION
QUERSCHNITT



POZNÁMKA / NOTE / ANMERKUNG :

HRŮBKA STENY BAZÉNA JE CCA. 10 MM
TOLERANCIA PRESNOSTI 7 - 10 MM

THICKNESS OF THE SIDEWALL OF SWIMMING POOL IS APPROX. 10 MM.
MEASURED WITH TOLERANCE RATE 7 - 10 MM

DIE SCHWIMMBADWAND DÜCKE IST CA. 10 MM.
DUCKENTOLERANZ IST 7 - 10 MM.

NÁZOV VÝKRESU:
DRAWING NAME:
ZEICHNUNG NAME:

FASTLINE 12.2
GEOMETRIA BAZÉNA
GEOMETRY OF SWIMMING POOL
SCHWIMMBAD GEOMETRIE

COMPASS
enjoy the moment

www.compasspools.eu

KRESLIL: DRAWN BY / ZEICHNER: ING. PETER KALETA	DÁTUM: DATUM / DATUM: 01/2019
MIERKA: SCALE/MASSTABE: 1:50	FORMÁT DRAWING FORMAT / ZEICHNUNG FORMAT: A3
VERZIA: VERSION: 2	ČÍSLO DRAWING NUMBER: 1