


POHLAD ZHORA M 1:50

TOP ELEVATION
OBERANSICHT

↑
REZ 1 - 1
SECTION
SCHNITT

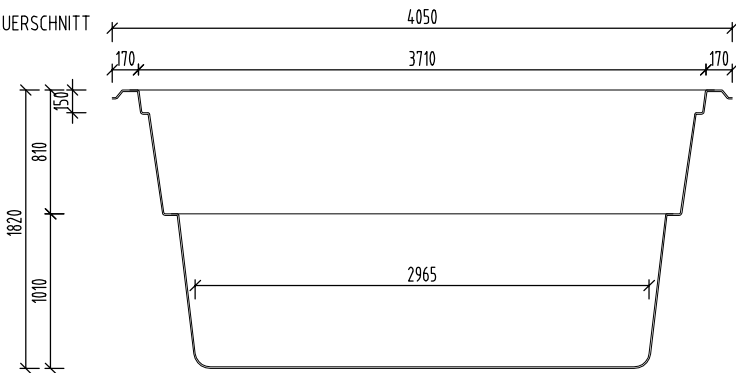


↓
REZ 3 - 3
SECTION
SCHNITT

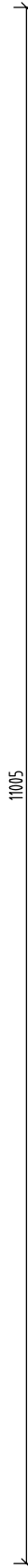
←
REZ 2 - 2
SECTION
SCHNITT

REZ 1 - 1 M 1:50

CROSS SECTION
QUERSCHNITT



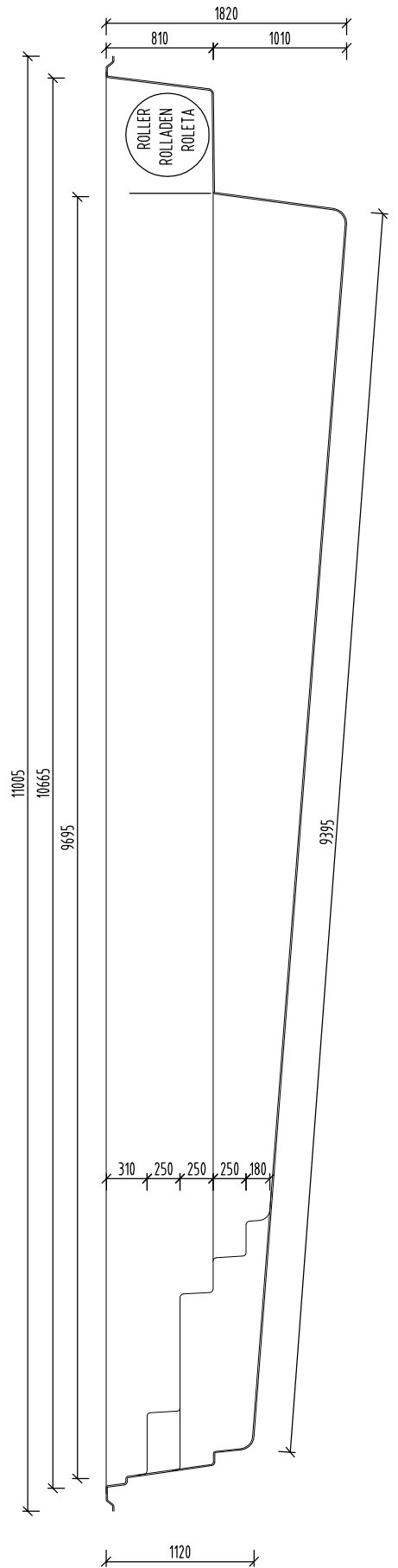
↑
REZ 1 - 1
SECTION
SCHNITT



↓
REZ 3 - 3
SECTION
SCHNITT

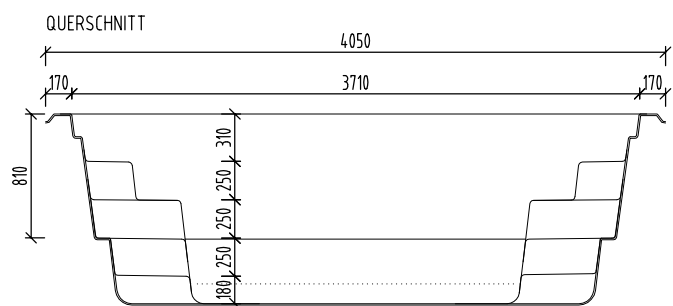
REZ 2 - 2 M 1:50

LONGITUDINAL SECTION
QUERSCHNITT



REZ 3 - 3 M 1:50

CROSS SECTION
QUERSCHNITT



POZNÁMKA / NOTE / ANMERKUNG :

HRÚBKA STENY BAZÉNA JE CCA. 10 MM
TOLERANCIA PRESNOSTI 7 - 10 MM

THICKNESS OF THE SIDEWALL OF SWIMMING POOL IS APPROX. 10 MM.
MEASURED WITH TOLERANCE RATE 7 - 10 MM

DIE SCHWIMMBADWAND DÜCKE IS CA. 10 MM.
DUCKENTOLERANZ IST 7 - 10 MM.

NÁZOV VÝKRESU:
DRAWING NAME:
ZEICHNUNG NAME:

XL TRAINER 110
GEOMETRIA BAZÉNA
GEOMETRY OF SWIMMING POOL
SCHWIMMBAD GEOMETRIE

COMPASS
enjoy the moment

www.compasspools.eu

KRESLIL: DRAWN BY / ZEICHNER:	ING. PETER KALETA	DÁTUM: DATUM / DATUM:	01/2019
MIERKA: SCALE / MASSTABE:	1:50	FORMÁT DRAWING FORMAT / ZEICHNUNG FORMAT:	A3
VERZIA: VERSION: VERSION:	4	ČÍSLO DRAWING NUMBER: ZEICHNUNG NUMBER:	1