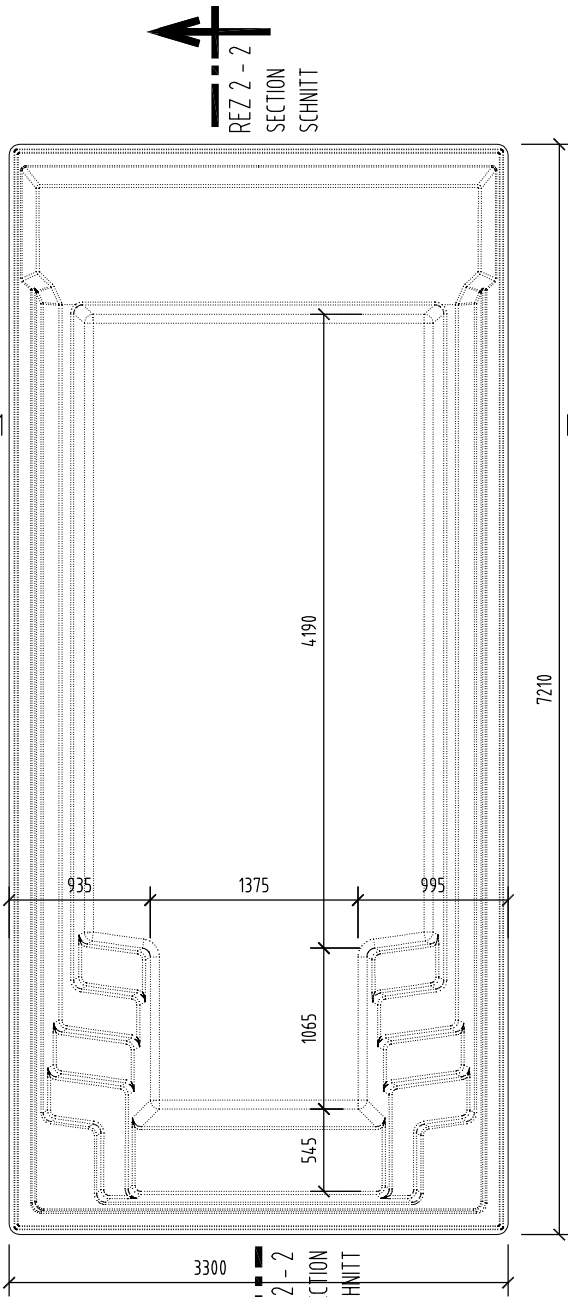


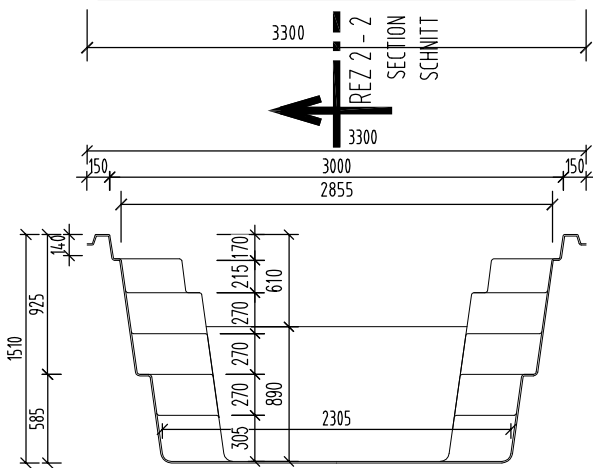
POHLAD ZHORA M 1:50

TOP ELEVATION
OBERANSICHT



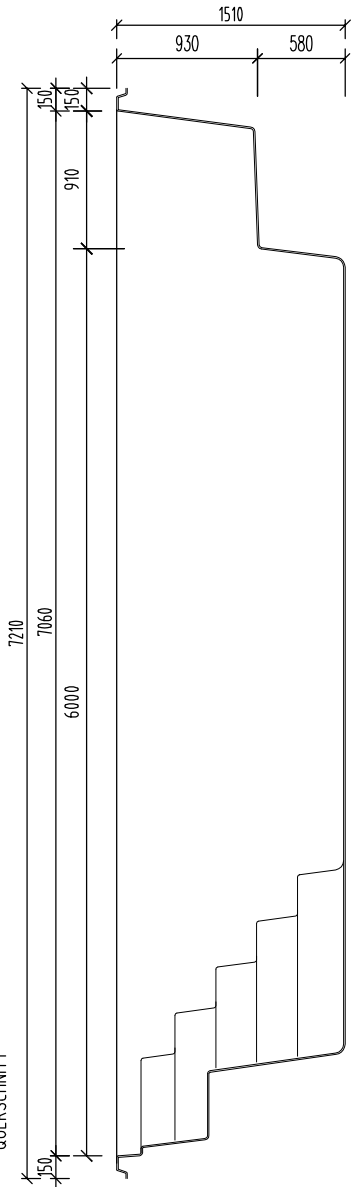
REZ 1-1 M 1:50

QUERSCHNITT
CROSS SECTION



REZ 2-2 M 1:50

LONGITUDINAL SECTION
QUERSCHNITT



POZNÁMKA / NOTE / ANMERKUNG :

HRÚBKA STENY BAZÉNA JE CCA. 10 MM
TOLERANCIA PRESNOSTI 7 - 10 MM

THICKNESS OF THE SIDEWALL OF SWIMMING POOL IS APPROX. 10 MM.
MEASURED WITH TOLERANCE RATE 7 - 10 MM

DIE SCHWIMMBADWAND DÜCKE IS CA. 10 MM.
DÜCKENTOLERANZ IST 7 - 10 MM.

NÁZOV VÝKRESU:
DRAWING NAME:
ZEICHNUNG NAME:

**XL TRAINER 7.2
GEOMETRIA BAZÉNA**

**GEOMETRY OF SWIMMING POOL
SCHWIMMBAD GEOMETRIE**

COMPASS
enjoy the moment

www.compasspools.eu

KRESLIL: DRAWN BY / ZEICHNER:	ING. PETER KALETA	DÁTUM: DATUM / DATUM:	01/2019
MIERKA: SCALE/MASSTABE:	1:50	FORMÁT DRAWING FORMAT / ZEICHNUNG FORMAT:	A4
VERZIA: VERSION:	3	ČÍSLO DRAWING NUMBER:	1